

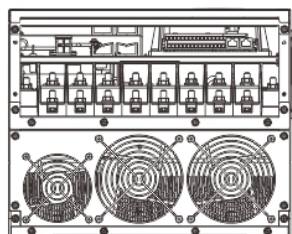
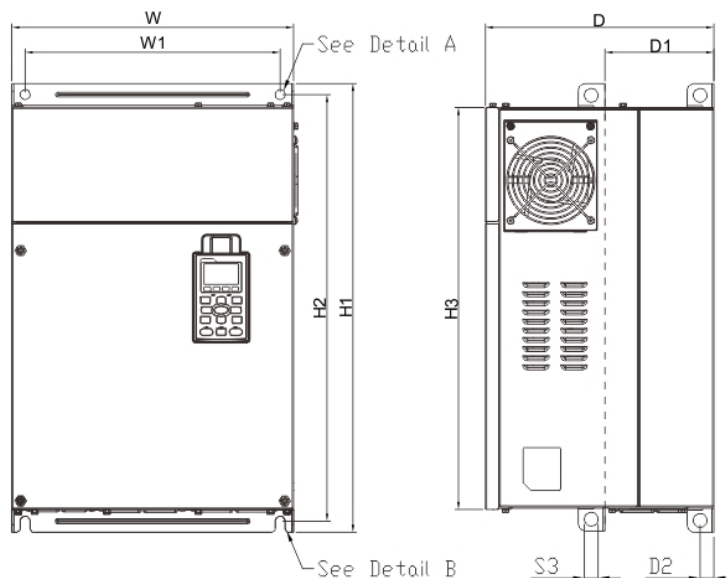
**Frame E1**

Corresponding models:

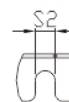
VFD550CP23A-00, VFD750CP23A-00, VFD900CP23A-00,

VFD1100CP43A-00, VFD1320CP43A-00

FRAME\_E1



Detail A (Mounting Hole)



Detail B (Mounting Hole)

Unit : mm [inch]

Frame	W	H	D	W1	H1	H2	H3	D1*	D2	S1, S2	S3	Φ1	Φ2	Φ3
E1	370.0 [14.57]	-	300.0 [11.81]	335.0 [13.19]	589 [23.19]	560.0 [22.05]	528.0 [20.80]	143.0 [5.63]	18.0 [0.71]	13.0 [0.51]	18.0 [0.71]	-	-	-

D1\* : Flange mounting



台達電子工業股份有限公司

DELTA ELECTRONICS, INC.

THESE DRAWINGS AND SPECIFICATIONS ARE THE PROPERTY OF DELTA ELECTRONICS, INC. AND SHALL NOT BE REPRODUCED OR USED AS THE BASIS FOR THE MANUFACTURE OR SELL OF APPARATUSES OR DEVICES WITHOUT PERMISSION.

**DOCUMENT NAME**

**VFD-CP2000\_Dimension for Frame E1**