



C2000 Variable Frequency Drive Panel Packages

Oil & Gas / Fans / Pumps / Irrigation / Artificial Lift

Standard Design Features

- Outdoor rated NEMA 3R panel
- Up to 100HP for 230V are wall mounted. The 125HP is floor mounted
- Up to 150HP for 480V are wall mounted. 175 HP and above are floor mounted
- Fused Disconnect with through the door handle service entrance for lock out tag out
- 3% Input Line Reactor
- 24VDC power supply
- Internal Fan
- Drive Heat Sink vented to outside air on wall mount version
- Door mounted keypad with cover
- Start/stop pushbutton
- Weather Kit (rain/sun/snow shield)
- Lightning arrester
- 110VAC Control Transformer
- UL508A rated

Optional Design Features

- Output Load Reactor
- Adjustable Speed Potentiometer
- HMI Touchscreen Display (replaces door-mounted Keypad & Start button)
- Space heater and thermostat



The Delta Variable Frequency Drive Panel Package offers a simple and effective solution for the control and protection of an AC induction motor for general purpose variable speed applications.

With a standard NEMA 3R rating, these engineered panels feature the leading technology of the C2000 Field Oriented Control VFD designed with 50°C operating temperature and deliver a maintenance friendly design that eliminates the need for additional cooling such as air conditioners or heat exchangers.

Designed for easy setup, installation and worry free operation.

200-240VAC +10/-10%

1 - 125HP Normal Duty, 120% overload

400-480VAC +10/-10%

1 - 475HP Normal Duty, 120% overload

Part Number Coding

1-2	3	4-7	8	9	10	11	12	13	14	15-17
C2	K	1850	0	3	1	0	A	0	A	000
A DRIVE	B VOLT	C POWER	D FILTER	E ENCL	F MOUNT	G BYPASS	H HOA	J KEYPAD	K COMM	L OTHER

A	
Drive	
Code	Type
C2	C2000

B	
Voltage	
Code	Type
C	208/230 VAC, 1Ø
D	208/230 VAC, 3Ø
K	480 VAC, 3Ø

C			
Power			
208/480 VAC, 3Ø			
Code	kW	HP	FLA
0007	0.75	1	5/3
0015	1.5	2	8/4
0022	2.2	3	11/6
0037	3.7	5	17/9
0055	5.5	7.5	25/12
0075	7.5	10	33/18
0110	11	15	49/24
0150	15	20	65/32
0185	18.5	25	75/38
0220	22	30	90/25
0300	30	40	120/60
0370	37	50	146/73
0450	45	60	180/91
0550	55	75	215/110
0750	75	100	255/150
0900	90	125	246/180
480 VAC, 3Ø			
Code	kW	HP	FLA
1100	110	150	220
1320	132	175	260
1600	160	215	310
1850	185	250	370
2200	220	300	460
2800	280	375	550
3150	315	425	616
3550	355	475	683

D	
Input/Output Filtering	
Code	Type
0	3% input reactor
A	5% input reactor
B	3% input/3% output
C	3% input/ 5% output
D	5% input / 3% output
E	5% input / 5% output

E	
Enclosure	
Code	Type
0	tbd
..	
3	NEMA 3R
..	
Z	tbd

F	
Mount	
Code	Type
0	Wall
1	tbd
..	
Z	tbd

G	
Bypass	
Code	Type
0	None
1	tbd
..	
Z	tbd

H	
HOA / POT	
Code	Type
0	None
1	Speed POT
..	
Z	tbd

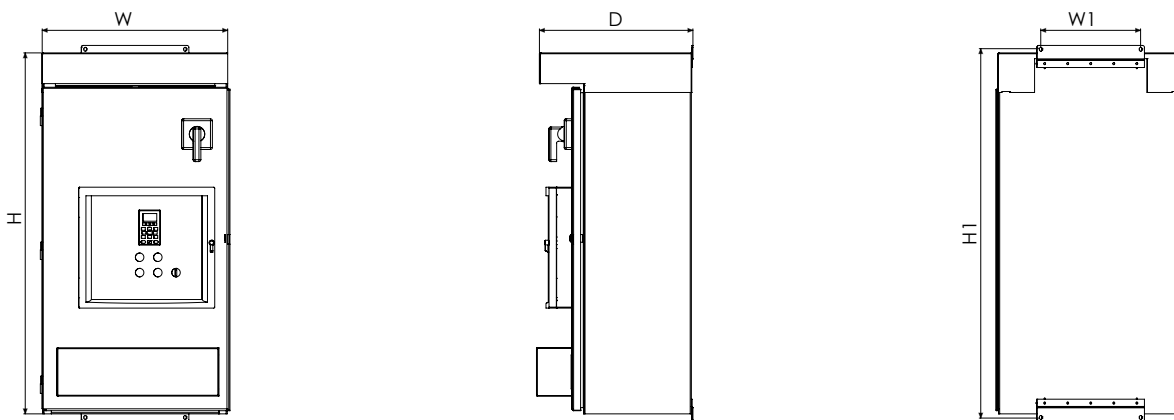
J	
Keypad / HMI	
Code	Type
0	Keypad in Door
1	HMI in Door
..	
Z	tbd

K	
Communication	
Code	Type
0	Modbus
1	tbd
..	
Z	tbd

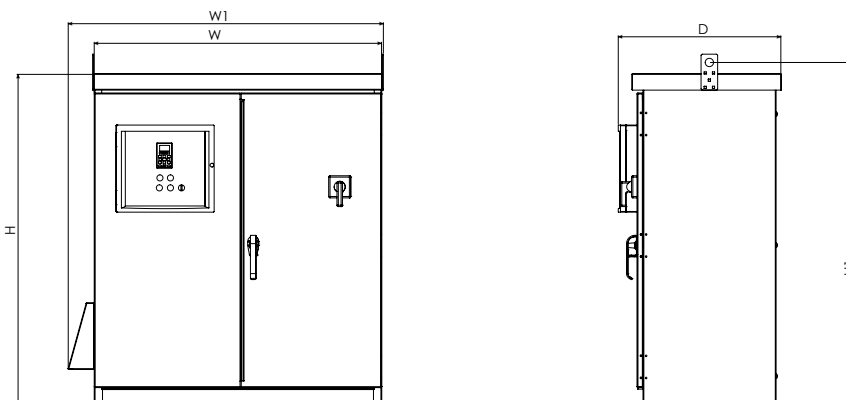
L	
Other	
Code	Type
000	None
001	Cabinet Heater
..	
ZZZ	tbd

Product specifications subject to change without notice.
NOTE: selections in BOLD are standard.

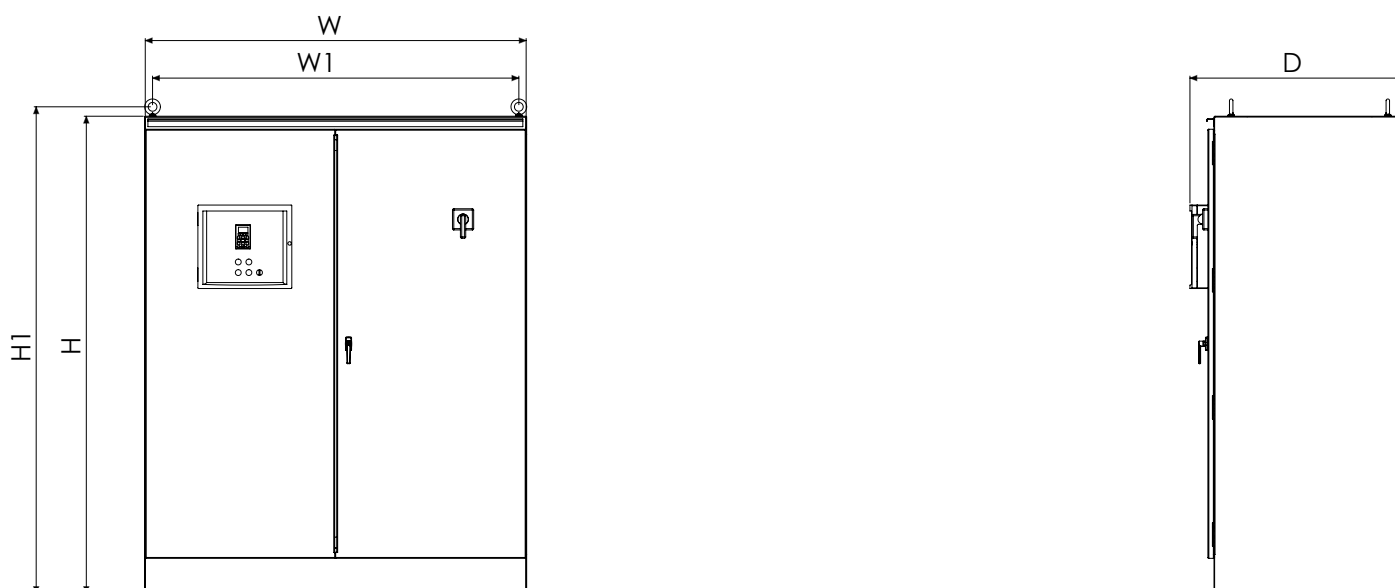
Panel Dimensions



VFD Panels HP: 1 ~ 150HP						
Frame Size	PART NUMBERS	H	W	D	H1	W1
A	C2K[0007 ~ 0220]0.....000	47.00"	24.15"	19.98"	48.10"	13.00"
B	C2K[0007 ~ 0220].....000, C2K[0007 ~ 0220]A.....000, or C2K[0007 ~ 0220].....001,	55.00"	36.19"	21.90"	56.16"	27.00"
C	C2K[0370 ~ 1100].....,	67.00"	36.19"	21.90"	68.16"	27.00"



VFD Panels HP: 175 ~ 300HP						
Frame Size	PART NUMBER	H	W	D	H1	W1
D	C2K[1320 ~ 2200].....	60.00"	52.00"	30.00"	62.00"	57.00"



VFD Panels HP: 375 ~ 475HP						
Frame Size	PART NUMBER	H	W	D	H1	W1
E	C2K[2800 ~ 3550].....	90.06"	81.48"	40.60"	91.84"	69.12"

Product specifications subject to change without notice.

Schematic

